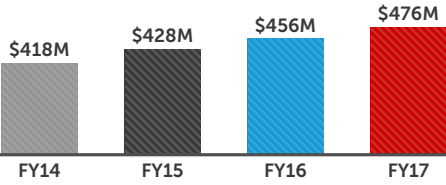



MinterEllison FY17 business performance:

REVENUE STORY

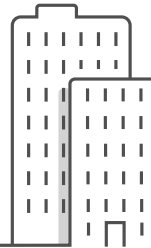


WE ACT FOR
72%
ASX 50
COMPANIES



\$82+
BILLION

market value of infrastructure projects we advised on in FY17

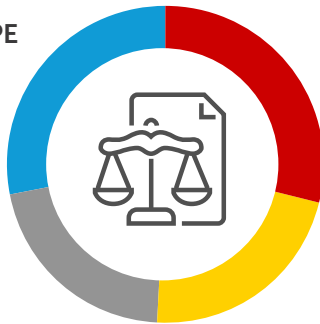


\$43+
BILLION

market value of M&A transactions we advised on in FY17

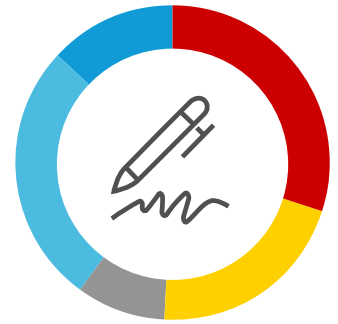
PROFILE BY WORK TYPE

- Transactions 29%
- Projects 22%
- Disputes 21%
- Advisory 28%



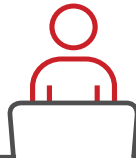
PROFILE BY INDUSTRY

- Financial Services 30%
- Real Estate, Projects & Infrastructure 21%
- Energy & Resources 9%
- Government 27%
- Consumer, Manufacturing & Technology 13%




2,980

clients attending our CPD programs



14,003

clients attending our seminars

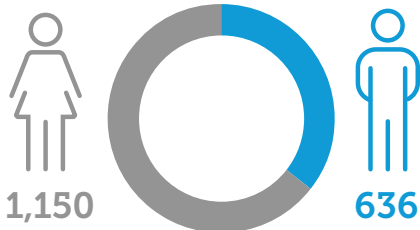


114

lawyers on secondment

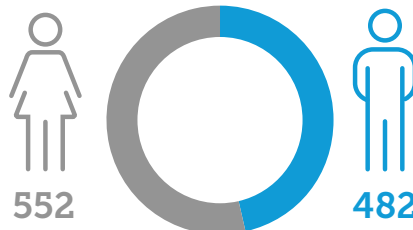
TOTAL TALENT

1,786



TOTAL LEGAL TALENT

1,034



TOTAL PARTNERS

201

